

WAT-3500

1/2.8" Multi-function Compact High Sensitivity Analog B&W Camera

Typical design model with multi-functions in a small body

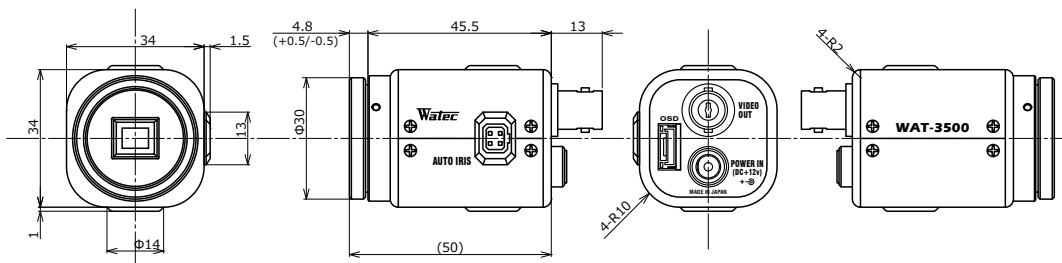
NEW



Key features

- 1/2.8-inch BSI CMOS image sensor with high sensitivity
- Advanced setting available by OSD (On Screen Display) through an optional remote controller
- Min. illumination 0.0001 lx F1.4 (AGC HIGH=72dB, Shutter=OFF)
0.000007 lx F1.4 (AGC HIGH=72dB, Shutter=x15)

Dimensions



Specifications

Released in Fall 2023

| Video standard | | EIA | CCIR |
|---------------------------------|-------|---|---|
| Pick-up element | | 1/2.8 inch BSI CMOS image sensor | |
| Number of effective pixels | | 1945(H) × 1097(V) *1 | |
| Unit cell size | | 2.9µm(H) × 2.9µm(V) | |
| Imaging system | | - | |
| Synchronizing system | | Internal | |
| Scanning system | | Progressive | |
| Video output | | Composite: 1.0 V(p-p) 75Ω (Unbalanced) | |
| Setup level | | 7.5IRE | OIRE |
| Resolution (H) | | More than 570TVL (Center) | |
| Minimum illumination | | 0.0001 lx F1.4 (AGC HIGH=72dB, Shutter=OFF) | |
| | | 0.000007 lx F1.4 (AGC HIGH=72dB, Shutter=x15) | |
| S/N | | More than 45dB (AGC OFF=0dB, γ=1.0) | |
| Function settings | | OSD : Remote controller | |
| AE mode | Fixed | x2, x3, x4, x5, x6, x7, x8, x9, x10, x12, x15 (frame) | |
| | | 1/30, 1/60, 1/120, 1/180, 1/240, 1/300 sec. | 1/25, 1/50, 1/100, 1/150, 1/200, 1/250 sec. |
| | EI | 1/500, 1/1000, 1/2000, 1/5000, 1/10000 sec. | 1/30 - 1/10000 sec. |
| White balance | | x15 - 1/10000 sec. | |
| AGC | ON | 0 - 36dB (LOW), 0 - 50dB (MID), 0 - 72dB (HIGH) | |
| | OFF | 0dB | |
| MGC | | 0 - 72dB (5dB step) | |
| Day/Night | | - | |
| Gamma characteristics | | γ≠USER (Level adjustable) | |
| Video level | | - | |
| Noise reduction | | 3DNR OFF/ON Level adjustable, 2DNR OFF/ON Level adjustable, 3D+2DNR ON Level adjustable | |
| Wide dynamic range | | WDR OFF/ON Level adjustable, D-WDR OFF/ON Level adjustable | |
| Lens iris | | DC | |
| Back light compensation | | BLC, HSBLC | |
| White blemish correction | | Up to 2046 pixels | |
| Sharpness | | OFF/ON Level adjustable | |
| Defog | | OFF/ON Level adjustable | |
| Digital zoom | | ZOOM (x1.01 - x6.00), PAN/TILT | |
| Privacy mask | | 8 masks | |
| Mirror image | | OFF, V-FLIP, H-FLIP, HV-FLIP | |
| Freeze | | OFF/ON | |
| Motion detection | | - | |
| Neg.image | | OFF/ON | |
| Interface | | BNC (Composite video), Power in, Remote controller (RC-01), Auto iris | |
| Power supply | | DC+12V±10% | |
| Power consumption | | 2.52W (210mA) | |
| Operating / Storage temperature | | -10 - +50°C / -30 - +70°C | |
| Operating / Storage humidity | | 95%RH or less (Without condensation) | |
| Lens mount | | CS mount (Back focus adjustable) | |
| Weight | | Approx. 78g | |
| Accessories | | WPDC12 (DC plug), Hex. wrench | |
| Acquired Standards | | FCC *2 | |

*1: The output is cut out according to the video standard. *2: CE standard is not acquired.

Accessories Options

CS-mount lenses

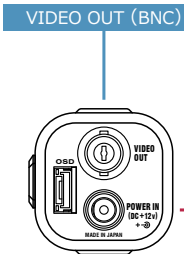
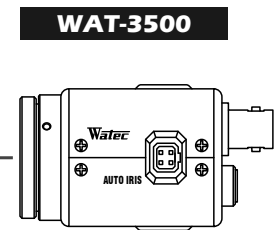
M13VG288IR M13VG850IR
AG3Z2812FCS-MPWIR AG4Z1214FCS-MPIR

Miniature lenses / Mount adaptors

M2520BC-12 M2920BC-12
M3620BC-12 M0620BC-12 28MMA-M12-155
M1625BC-12

C-mount lenses

*Not in our lineup
C-mount adaptor
30CMA-R



Stands

MS50 WH-31 WH-11 WH-21

Water resistant camera housing / Mounting brackets

VCHO-15S WH-6N PTP-300

Cable

3C2V (BNC/BNC)
3C2V (BNC/RCA)

Power supply adaptors

SWI12-12-N-P5
SWI12-12-E-P5

Remote controller

RC-01



*Not in our lineup